



Bobcat®

Compact Wheel Loaders

L65, L85



***One Tough
Animal®***

A Bobcat compact wheel loader is shown from a low angle, dumping a large pile of sand. The sand is a light brown color and is falling from the black bucket of the loader. The loader's white body and a large black tire with a red rim are visible on the right side. The background is a bright, overexposed sky.

CARRY THE WEIGHT OF SUCCESS.

With a high bucket capacity, swift travel speeds and impressive maneuverability, you and your Bobcat® compact wheel loader can handle mountains of material. This durable new machine delivers a combination of performance, comfort and versatility to power through tough jobs – even in tight spaces.

From landscaping and nursery work to construction and agriculture, this nimble and powerful performer can do loads of work.



TAKE THE WHEEL AND TAKE IT ON.

If you want maximum performance to power through your daily tasks, the Bobcat compact wheel loader is your machine. Its heavy lifting capacity and high lift height are ideal for lift-and-carry jobs in crowded work zones, punishing environments or anywhere operators need power and capacity to get it all done quickly.



Impressive Lifting Capabilities

For efficient lifting and loading, a Bobcat compact wheel loader is hard to beat. Standard bucket capacities of up to 1 cubic yard make fast work of tough material handling in landscaping, construction, agriculture and other industries.

Z-Bar Linkage

The Z-Bar linkage design provides powerful breakout forces. It also keeps your load nearly parallel with the ground as you move through the lift path, minimizing spillage and maximizing productivity. After a full dump cycle, your bucket returns to a level position as it makes its way to the ground for another load.

Electronic Hydrostatic Transmission (E-HST)

The E-HST offers the easy direction changes, efficient acceleration and effortless speed control that help operators do tough jobs that require high maneuverability.

Excellent Pushing Power

E-HST and horsepower management work together to automatically adjust the loader drive system to maximize pushing and loading power. This minimizes your chance of stalling. And unlike other anti-stall systems, you can obtain maximum engine and drive torque to match your toughest applications.

Optional Automatic Ride Control

Automatic ride control, activated at a set speed, cushions the load to reduce spillage and increase operator comfort. This feature can be easily turned on or off on the 5-inch display.

Bucket Level Indicator

The bucket level indicator makes it easy to be confident that your bucket edge or attachment is in the proper position while operating.

Lift-Arm Float

The lift-arm float allows the bucket to follow the contours of the ground for simple operation and increased productivity while back dragging.

Differential Lock and Frame Oscillation

It's easy to maintain maximum traction with the Bobcat compact wheel loader. Lock the differential using a button on the joystick to power through slippery ground conditions. An oscillating frame helps maintain tire contact on uneven ground to always provide the best traction.



2-SPEED CONTROL

Adapt the performance of the Bobcat compact wheel loader to whatever the job requires. A convenient switch on the joystick allows the operator to easily change speed modes on or between jobsites.

Travel Mode

Spend less time traveling across a jobsite or between jobs. Move faster – and get the job done quicker – with travel mode for Bobcat compact wheel loaders. This time-saving feature boosts your top travel speed to as high as 17.5 mph.

Work Mode

In low range, operators have maximum pushing power at higher engine rpm, matching tractive effort to the ground conditions. Get a wide range of challenging jobs done fast with balanced performance and precise control for routine loading and material handling.

Tight Turning Radius

The articulation joint enables smooth-turning, nimble performance and high maneuverability. As the compact wheel loader turns, the rear tires of the loader match the path of the front tires. This allows for easy obstacle navigation and efficient work in jobsites where space is limited.

Low Ground Disturbance

The articulated loader design and drive system allow the tires to turn independently to minimize cuts, tears and marks on hard and soft surfaces. This leads to fewer and easier surface repairs after the job is complete.



Advanced Attachment Control Mode

With the advanced attachment control mode, you can control the engine and travel speed separately for full auxiliary hydraulic performance.

Precise Drive and Engine Speed Settings

Set drive speed increments from 1 to 99 to achieve the ideal combination of attachment performance and machine control. You can increase engine rpm with the engine speed dial and maximize your attachment productivity.

Attachment Travel Mode

When you need to move to a new location on the jobsite, press a button and enable faster travel on the fly. When you're back into position for attachment work, you can return to your previous attachment control mode settings.



Automatic Parking Brake with Slope Assist

The parking brake engages and disengages automatically for operator convenience. Slope assist holds the loader's position on inclines and trailer ramps, giving you easier, more intuitive control on every type of surface.

Brake Pedal with Inching Control

The Bobcat compact wheel loader features a brake pedal with inching control that allows you to precisely manage ground speed while maintaining engine rpm. This allows you to retain full power to both the work group and the attachment for quick cycle times – even when traveling at a slower speed.

RELIABLE COLD-WEATHER STARTING

You work when it's cold. Your compact wheel loader should, too. The fuel recirculation valve returns warm fuel to the lift pump, reducing fuel gelling issues. It works better than an electric heater, keeping you running in frigid conditions and improving cold-weather performance.



BOBCAT ENGINE

The Bobcat engine delivers powerful, high-torque performance and excellent efficiency. It also achieves emissions compliance without the use of a diesel particulate filter (DPF) or selective catalyst reduction (SCR). This means fewer components for easier maintenance, and no downtime from DPF regeneration. Operators will also appreciate the engine's reliable cold weather starting and a variety of features that make maintenance and service more convenient.

Turbo-Charged Performance

The turbo-charged engine provides consistently high torque levels, regardless of the elevation where you work.

Large Fuel Filter

Compared to prior generations of Bobcat engines, the large fuel filter has more than double the media surface area to enable better system protection. It has more holding capacity to capture impurities for longer intervals, greatly extending the life of the fuel filter. The filter is also easier to change. It includes a clear water bowl for easy monitoring and a sensor to notify you when draining is needed. To simplify upkeep, the display lets you know when the filter needs to be serviced.

New Lift Pump and Self-Priming Fuel System

A self-priming system continuously eliminates the need for a primer bulb and makes it easier for operators if the fuel tank runs empty or the fuel filter is changed.

Fuel Pre-Filter

A new fuel pre-filter protects the lift pump from particles that can increase wear and degrade performance. You don't need a screen at the fuel neck to capture debris.

Fuel Filter Pressure Sensor

If the fuel filter is plugged or reaching the end of its service life, or if there is an issue with the low-pressure fuel system, a convenient display indicator lets you know. You and your staff can be more aware of service needs to protect equipment uptime.



UPTIME

THERE'S NO TIME LIKE **UPTIME.**



Bobcat engineers its equipment so jobsite obstacles, debris or other realities of your working environment will not slow down your work. The compact wheel loader is no exception. True to our brand's reputation as One Tough Animal®, you'll outwork and outlast the most challenging work in the most difficult conditions.



Non-DPF Tier 4 Solution

Tier 4 Bobcat engines in compact wheel loaders achieve emissions compliance without the use of a diesel particulate filter (DPF) or selective catalyst reduction (SCR). This means fewer components for easier maintenance, plus no work stoppage due to DPF regeneration.

Side-by-Side Cooling System

The Bobcat compact wheel loader's radiator and hydraulic oil cooler package deliver high-capacity cooling for optimal performance and superior component protection. Side inlets bring cool air into the engine compartment and send it through the screened rear exit.

Machine Protection

Bobcat compact wheel loaders monitor engine and hydraulic functions. If conditions risk damage to the engine or hydraulic components, the system will alert the operator and, if necessary, de-rate engine power as well as hydraulic flow. It still allows the operator to move the compact wheel loader to an area for diagnosis.



Sealed Electrical Connectors

All controls and electrical systems are engineered for durability and peace of mind. Bobcat electronics feature watertight, corrosion-resistant connectors.

Battery Run-Down Protection

The work lights automatically turn off to prevent accidental battery discharge.



Lockable Engine Cover

Keep the engine compartment securely latched on the job and prevent tampering or vandalism after hours.

ALWAYS COMFORTABLY **PRODUCTIVE**

Bobcat doesn't see comfort as a luxury. It's essential to your productivity. That's why every Bobcat machine is designed with the operator's experience in mind. Visibility, cab space, ease of control, air flow and ergonomics add up to focused work and satisfied employees who look forward to doing the job. Compare Bobcat compact wheel loaders to machines from other manufacturers, and you'll feel the difference.

COMFORTABLE RIDE

With low noise levels in the cab, smooth turning, frame oscillation and options like automatic ride control, the compact wheel loader provides an exceptional ride quality that improves the operator experience, making you more productive on the most demanding days.

OPTIMAL VISIBILITY

Whether you choose the standard canopy or the optional pressurized cab, the operator vantage point is outstanding on the Bobcat wheel loader. With a high vantage point, operators will work quickly and confidently while loading trucks, handling pallets, moving materials, backfilling and more.

Tall, wide windows provide an optimal glass-surface area for high visibility to the jobsite while the pantograph wiper provides more coverage to keep the front window clear.





Standard Display

The easy-to-read cab display panel provides full-featured machine interaction and monitoring capabilities from right in the cab. With detailed diagnostics and operation information accessed through the display, you can monitor your machine, troubleshoot and check errors. If there's a problem with the system voltage, engine oil pressure, engine coolant temperature and other major functions, you'll know. Run your equipment more efficiently and solve more problems in the field with the on-screen content. The display also supports multiple languages.

Rearview Camera Option

When installed, the optional rearview camera integrates seamlessly into your compact wheel loader display. There's no need to have another screen taking up room in the cab. The screen automatically displays the view from behind when the machine moves in reverse. You can also turn on the camera display manually at any time.

Hide-Away Navigation Bar

As you're moving from screen to screen, a handy navigation bar makes it easy to find your way back. The navigation bar is hidden unless you're actively using the display.

Jog Shuttle

The jog shuttle provides easy navigation for the display. Scroll through the navigation bar and press the button to activate the desired function. You can reach any of your main screen's handy shortcuts with the jog shuttle.

Unique Operator Codes

Increase your jobsite security and protect one of the most valuable tools of your trade. The display can be set with one owner profile and four operator (non-owner) profiles.

Password-Protected Keyless Start

Eliminate downtime due to lost keys. Remove the risk of spare keys in the pockets of current or former employees. Reduce the chance of theft or unauthorized use. You might even reduce your insurance premiums.



Large Cab Entry and Exit with Sealed Door

The large door opening makes entry and exit easy for operators of all sizes. The full-glass construction gives operators a clear view to the sides of the machine. The cab doors can be latched in a fully open position for fresh air or jobsite communication.

Engine Hours

Get a quick handle on maintenance needs with engine hour tracking that is visible from any screen on the Bobcat display.

Detailed Full-Color Display

With an 800x480-pixel display resolution, the standard display makes it easy to see and read machine information while you do the job.

Timed Screen Lock

For convenient operation with minimal interruptions, the screen lock will not activate until it has been unused for a set amount of time that you determine. If you take the seat again within this time, you will be able to start the machine without entering an operator code.

Front and Rear LED Work Lights

Keep working into the evening or in low-light conditions. Bright LED work lights to the front and rear give you an exceptional view for all hours of the workday.

Road Lights

Bobcat compact wheel loaders include standard turn signals, four-way flashers, high-beam and low-beam headlights, and brake lights, which support travel from site to site.



Fingertip Controls

Fingertip control access makes it easy and comfortable to operate the loader. On the front side of the joystick, the Forward-Neutral-Reverse directional switch can be operated with the index finger. The differential lock, 2-Speed travel switch, lift-arm float and auxiliary hydraulics are located at the top of the joystick.

Tilt and Telescopic Steering Wheel

The steering wheel can be adjusted to find the perfect fit for any operator.

Heat and Air Conditioning

The cab's heat and air conditioning are integrated into the machine. Numerous automotive-style vents allow you to point the air where you need it for comfort in all weather conditions.

Radio Ready

Bobcat compact wheel loaders come radio ready with wiring, speakers and antenna. A quick and easy install of this stereo system will enhance your operating experience.

Front and Rear Defrosts

Quickly clear your windows of frost or condensation. Automotive-style front and rear defrosts help maintain your visibility in varying weather conditions.

Seat-Mounted Joystick with Adjustable Armrest

As your suspension seat moves up and down, the joystick moves with the seat for added comfort and enhanced controllability during operation. Operators can adjust the joystick forward and backward to their preferred position.

Ample Storage

Your cab is your office, and Bobcat compact wheel loaders offer a premium experience. Enjoy plenty of storage, beverage holders, a 12-volt charger, USB ports and more.



Spacious, Pressurized Cab

Operators know that productivity and comfort are closely connected – and they've come to rely on Bobcat for the best in-cab experience in compact equipment. The new compact wheel loaders continue the tradition of operator-centered design. The optional ROPS/FOPS Level II certified cab is engineered for all-day operation with plenty of room and abundant comfort. Low noise levels; easy-to-reach, intuitive controls; and a comfortable seat with an adjustable, seat-mounted joystick make the most difficult jobs feel easy.

Operators also appreciate the cab's pressurized environment, which repels dust and improves the efficiency of heat and air conditioning. Even on the longest days and toughest jobs you and your operators stay comfortable and focused on doing the job right.

Cloth Suspension Seat

Upholstered in comfortable, breathable cloth, the cab's fully adjustable suspension seat provides comfort for long days. The suspension helps to smooth out bumpy jobsite conditions and keep you comfortable for hours.



MADE FOR EASY MAINTENANCE

When you rely on your equipment to complete your job, serviceability has to be easy – and it can't take up too much of your time. Bobcat always keeps easy serviceability in mind, ensuring that instrumentation is simple to understand, components are easy to reach and daily maintenance is quick to complete.

Expansive Service Access

The wide tailgate opening with gas-assisted lift support gives you nearly 180 degrees of service access. Engine checkpoints are within easy reach – so routine maintenance is quick, simple and more likely to be completed by operators.

Remote Battery Compartment with Battery Disconnect

The battery is easily accessed on the machine's right side via a protective steel compartment, away from engine heat and fluids. A battery disconnect, located directly above the battery box, is utilized for long-term storage or theft protection.

2.4 L Bobcat Engine

The engine itself shares the same design characteristics as many other machines in the Bobcat equipment lineup. This means parts, filters, fluids and more are widely available across the North American network of Bobcat dealers.

Centralized Grease Points

A centralized grease bank makes essential daily maintenance quick and easy.

Machine IQ Ready

Machine IQ wireless communications connects you to your machine's information anytime, anywhere, from any device. By using Machine IQ, you can check on the health of your machines and remotely track information that enhances maintenance, security and performance.

- Use information to discover and address unplanned maintenance issues.
- Create a planned maintenance program based on how you use your machine.
- Track your machines' locations and how they're allocated.
- Manage the expectations of machine usage and receive notifications if your machine is misused or misplaced.
- Analyze efficiency and productivity for your fleet.

You can access machine information anytime via your Bobcat Owner Portal account at my.Bobcat.com.





UNLEASH YOUR VERSATILITY.

Bobcat wants your compact wheel loader to be a go-to machine that gets more done throughout the workday. It's designed to take on countless tasks beyond material handling, thanks to its easy attachment hookups and powerful hydraulics.

Bobcat manufactures a variety of tough attachments that take you well beyond bucket work and adapt your machine for a variety of tasks.

Attachment Versatility

Bobcat compact wheel loaders have your business expansion built right in. Bobcat attachments are engineered to be integrated with the electronics and hydraulics of your Bobcat machines. Whether it's moving pallets, removing snow or clearing debris, Bobcat attachments help you take on new jobs or get more use from one machine.

Multi-Carrier Versatility

You can share select attachments with other Bobcat compact equipment. Bobcat compact wheel loaders come standard with the Power Bob-Tach® system. This gives you the most versatility and profitability for your dollar.

Power Bob-Tach Attachment Mounting System

With the Power Bob-Tach system, you can change non-hydraulic attachments without leaving the comfort of your cab. Just line up the attachment and press the switch.

Standard High Flow (L85)

The L85 comes standard with high-flow hydraulics that provide up to 27 gpm. This allows operators to maintain peak efficiency while operating approved hydraulic attachments.

Continuous Hydraulic Flow with Dual Detent

Dual-direction detent allows hydraulic flow to be engaged continuously, in either direction, without holding a switch.



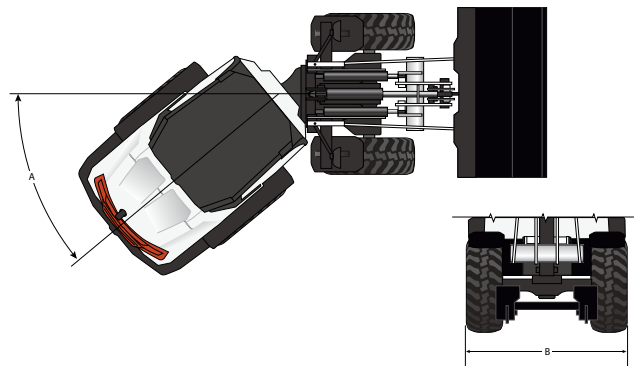
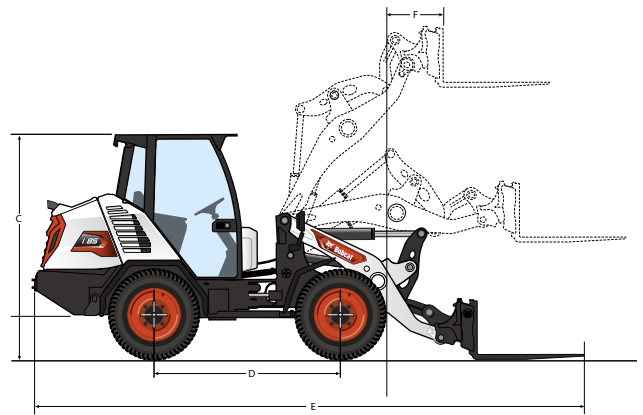
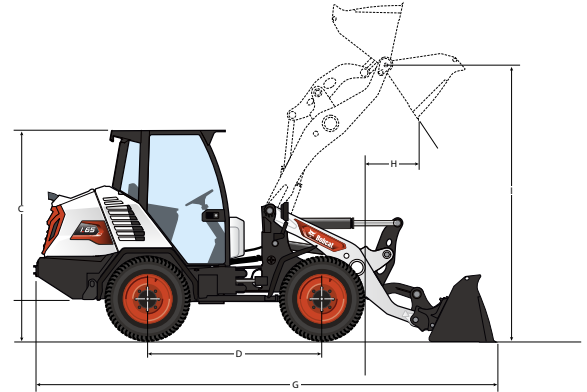
ATTACHMENT CONTROL DEVICE

Included standard on cab-equipped machines and available as an option on canopy models, the attachment control device provides the capability to operate multifunction attachments such as the snowblower. The controls for all multifunctional attachments are integrated into the console or joystick, giving you full controllability from the cab.

SPECIFICATIONS



BOTH MODELS



ARTICULATION


Model	L65	L85
Performance		
I - Height to Hinge Pin	126.9 in. (3255 mm)	127.9 in. (3250 mm)
Tipping Load (Straight)	6266 lb. (2842 kg)	7947 lb. (3605 kg)
ROC Straight Bucket	3133 lb. (1421 kg)	3974 lb. (1802 kg)
ROC Articulated Bucket	2618 lb. (1187 kg)	3257 lb. (1478 kg)
Bucket Reach at Maximum Height	29.9 in. (761 mm)	30.8 in. (782 mm)
ROC Straight Forks	3759 lb. (1705 kg)	4786 lb. (2171 kg)
ROC Articulated Forks	3172 lb. (1439 kg)	3977 lb. (1804 kg)
Pallet Fork Reach at Maximum Height	25.9 in. (657 mm)	24.8 in. (629 mm)
Size and Speed		
Operating Weight	9,944 lb. (4510 kg)	11,389 lb. (5166 kg)
2-Speed Travel Mode	16.6 mph (26.7 km/hr.)	18.5 mph (29.8 km/hr.)
Engine		
Horsepower	55.0 hp (41.0 kW)	68.0 hp (50.7 kW)
Fuel Tank Capacity	20.8 gal. (79 L)	20.8 gal. (79 L)
Hydraulic System		
Auxiliary Standard Flow	19.8 gpm (74.9 L/min.)	19.8 gpm (74.9 L/min.)
Auxiliary High Flow	—	27.3 gpm (103.5 L/min.)
System Relief at Quick Couplers	2973 psi (20.5 Mpa)	2973 psi (20.5 Mpa)
Dimensions		
C - Cab Height	97.3 in. (2472 mm)	98.3 in. (2498 mm)
B - Width without Attachment	69.6 in. (1770 mm)	70.9 in. (1800 mm)
Standard Bucket Width	74.8 in. (1900 mm)	74.8 in. (1900 mm)
G - Length with Standard Bucket	218.0 in. (5536 mm)	220.0 in. (5589 mm)
E - Length with Pallet Forks	245.1 in. (6226 mm)	244.4 in. (6208 mm)
H - Reach Fully Raised	29.9 in. (761 mm)	30.8 in. (782 mm)
F - Max. Reach with Pallet Forks	58.8 in. (1495 mm)	57.7 in. (1455 mm)
D - Wheelbase	82.7 in. (2100 mm)	82.7 in. (2100 mm)
A - Articulation Angle	40°	40°
Ground Clearance	11.3 in. (287 mm)	12.3 in. (312 mm)
Dump Angle	45°	45°
Dump Height	96.0 in. (2437 mm)	94.9 in. (2411 mm)
Safety Equipment		
ROPS/FOPS Level II	Std	Std
Fully Retractable Seatbelt	Std	Std
Machine Features		
Enclosed Cab with HVAC	Opt	Opt
Suspension Seat	Std	Std
Cup Holders	Std	Std
5" Display	Std	Std
Automatic Ride Control	Opt	Opt
Backup Alarm & Horn	Std	Std
Radio Ready	Opt	Opt
Rearview Camera	Opt	Opt
Automatic Park Brake with Slope Assist	Std	Std
Inching Pedal	Std	Std
Keyless Start	Std	Std
Advanced Attachment Mode	Std	Std
Spark Arrestor Muffler	Std	Std
LED Worklights	Std	Std
Road Lights	Std	Std
Differential Lock	Std	Std
2-Speed Travel	Std	Std
Attachment Features		
Power Bob-Tach Attachment Mounting System	Std	Std
Auxiliary Hydraulics	Std	Std
Auxiliary High Flow Hydraulics	—	Std



One Tough Animal®

B O B C A T T I M E L I N E

50





YOU ARE ONE TOUGH ANIMAL.

Everything we put into Bobcat equipment is designed to make more of whatever you bring to the job. Whether it's strength, versatility, speed or agility, it's built around you.

Certain specification(s) are based on engineering calculations and are not actual measurements. Specification(s) are provided for comparison purposes only and are subject to change without notice. Specification(s) for your individual Bobcat equipment will vary based on normal variations in design, manufacturing, operating conditions, and other factors. Where applicable, dimensions are in accordance with ISO standards. Specifications and design are subject to change without notice. Pictures of Bobcat units may show other than standard equipment. All dimensions are given for compact wheel loaders with standard tires. All dimensions are shown in inches. Respective metric dimensions are enclosed by parentheses. Bobcat Company complies with the requirements of ISO 9001 as registered with BSI.



Bobcat is a Doosan company. Doosan is a global leader in construction equipment, power and water solutions, engines, and engineering, proudly serving customers and communities for more than a century.

Bobcat®, the Bobcat logo and the colors of the Bobcat machine are registered trademarks of Bobcat Company in the United States and various other countries. ©2021 Bobcat Company. All rights reserved.



B-2291(09/21)
EP-XXM-0921-77698-F

Bobcat Company
250 East Beaton Drive • West Fargo, ND 58078

Bobcat.com



Bobcat®

One Tough Animal.